



perform<sup>®</sup>  
panel

# Today's alternative to tiles

2025 Collections




# Contents

<b>03</b> Introduction	<b>21</b> Flooring Collection
<b>05</b> About Us	<b>23</b> Applications
<b>09</b> Origins Collection	<b>25</b> Trims & Finishes
<b>11</b> Harmony Collection	<b>27</b> Product Specifications
<b>13</b> Elegance Collection	<b>30</b> Manufacturing & Installation
<b>15</b> Tile Effect Collection	<b>33</b> PVC
<b>17</b> Woodgrains Collection	

# Today's alternative to tiles

With easy installation, no grouting and a unique high-performance fitting system, Perform Panel is the beautiful, efficient, modern alternative to tiles. Available in a large selection of stylish designs across four core ranges, Perform Panel works with any interior scheme. Made in the UK, by a family firm trusted by the building industry for over 163 years.



Quartz

# No other panel performs like Perform Panel

Perform Panel works beautifully for bathrooms - and many other applications. Being five times faster to fit than tiles and exceptionally easy to maintain, our wall panels are perfect for a wide range of projects from bathroom wet walls to hygienic wall cladding in commercial properties.

## Nu-lock. Just click to fit.

Our unique Nu-Lock tongue-and-groove click system gives you a seamless, practically invisible finish, a major improvement on the traditional straight joint profile. The Nu-Lock system is available in almost all of our designs. While accuracy of pattern alignment is dependent on scale of pattern, Nu-Lock will ensure fast and seamless results that last a lifetime.


Scan here to see how Nu-lock panels fit together seamlessly



Concrete

# Keeping plywood at the core

In our commitment to delivering quality, high performing products we use plywood in the core of our panels. Our standard panels feature an Indonesian 5-ply core and Nu-lock panels feature a Latvian 7-ply Birch plywood core. Certified as responsible purchasers of timber and members of Timber Development UK, our cores are only sourced from FSC and PEFC certified suppliers.



Five times faster  
than tiles




Save time & money  
with Perform Panel



Seamless finish  
for easy cleaning



Backed by a  
35 year guarantee



Design without  
borders

# Origins Collection

Where the Perform Panel story begins. Striking, contemporary designs and exceptional performance in a spectrum of colour from bright, light hues to rich, deep tones.


Wide-ranging  
Hard-wearing  
Ultra-modern



Arctic Shimmer



Beige Eiger



Black Bonito




Blue Eiger



Cloudy Marble



Grey Bonito




Midnight Sparkle



Moonlight Shimmer



Oyster Marble



Snowflake Sparkle



Stratus Marble



Toffee Marble



Travertino



White Bonito



White Frost




White Gloss

# Harmony Collection


Classic colours and seductive textures combine in a collection that adds luxury to any project. The Harmony Collection includes designs ranging from understated elegance to glamorous, boutique-hotel chic.

Simple  
Classic  
Understated  
Elegance


Available in gloss, matt and textured finishes depending on the decor chosen.



Bianco Ash




Bithon Marble



Bowen Marble




Cabana Wood



Clear Splendour




Coca Icing




Concrete




Dandy Wood



Irish Cream



Pale Grey




Roffel Marble




Silver




Tropic Reed



Verde Marble



Warm Grey



Zinc

# Elegance Collection


Adding unmistakeable luxury to the performance and practicality of Perform Panel, our Elegance Collection focuses on warm, natural colours and textures, creating an oasis of calm within the modern home.

Warm  
Natural  
Unmistakeable  
Luxury

Available in gloss, matt and textured finishes depending on the decor chosen.



Statuario Marble



Ardesia



Argon



Carbon Elements




Cement



Lima



Lisbon



Lithium Elements




Marrakech



New Greystone



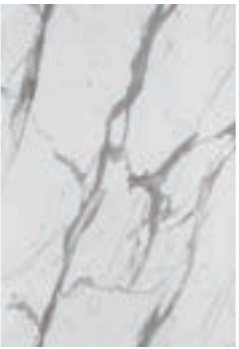
New Sandstone



Nickel Elements



Quartz



Statuario Marble



Urban Fall

# Tile Collection

Achieve the timeless look of tiles, without all the work. Our innovative Tile Collection comes in a variety of designs and tile sizes to suit every style.



Snow White Glossy


## Designs




Royal Oak Brushed  
600 x 300  
200 x 2400  
Herringbone  
Hexagonal



Cement Satin  
600 x 300  
600 x 600




Star Blue Satin  
600 x 300  
600 x 600  
Herringbone  
Hexagonal



White Marble Satin  
600 x 600  
600 x 1200




Concrete Brushed  
600 x 600




Santorini Marble  
600 x 600



Black Velvet Satin  
600 x 600  
Herringbone  
Hexagonal



Natural Slate Brushed  
600 x 600  
600 x 1200  
Herringbone  
Hexagonal



Stromboli Marble  
600 x 1200




Snow White Glossy  
600 x 150  
Herringbone  
Hexagonal



Federa Brushed  
All Over



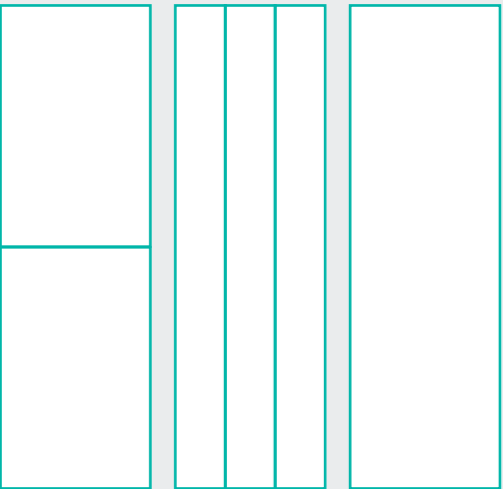
White Metro Brick  
Satin 300 x 100  
Gloss 300 x 100



600 x 150

600 x 300


600 x 600



600 x 1200

200 x 2400

All Over



Herringbone

Hexagonal

300 x 100

All sizes are shown in millimetres

# Woodgrains

Our Woodgrain Collection captures the beauty of natural timber in an easy-to-fit panel.

Designed for style and simplicity, it's the perfect way to add warmth and texture, without the maintenance of real wood.



Broadway



Sunset Boulevard



Champs Elysees



Ku Damm



La Rambla

All above decors supplied with 35mm wide woodgrain and 5mm dark grey grout line



Ku Damm




Champs Elysee

# Flooring Collection

Perform Flooring comes in eighteen stylish designs to complement any interior design scheme. Combining the durability and lightness of vinyl with the look of traditional materials.



Aegean Brown Marble  
NS25 (Tile)



Dark Travertine  
NS20 (Tile)



Autumn Sunstone  
NS24 (Tile)




Linden  
NS32 (Wide)



Solara  
NS26 (Tile)



Rustic Clay  
NS22 (Tile)



Oyster Beige  
NS21 (Tile)



Natural Oak  
NS45 (Narrow)



Sienna  
NS30 (Wide)



Haven  
NS42 (Narrow)



Weathered Driftwood  
NS41 (Narrow)



Antique Oak  
NS40 (Narrow)



Warm Mahogany  
NS46 (Narrow)



Fern  
NS44 (Narrow)



Aurelia  
NS47 (Narrow)



Dark Mocha  
NS43 (Narrow)



Light Chestnut  
NS33 (Wide)



Classic Nutwood  
NS31 (Wide)



Built on  
1mm underlay



Designed  
to last



Seamless  
installation



Guaranteed  
performance



Fit in a fraction  
of the time

# A panel for every project

Perform Panel works beautifully for bathrooms - and many other applications - whatever the interior design style. And it's not just bathroom wet walls - Perform Panel offers worktops, kitchen splashbacks and flooring making it ideal for gyms, hospitals, shops and many more environments.

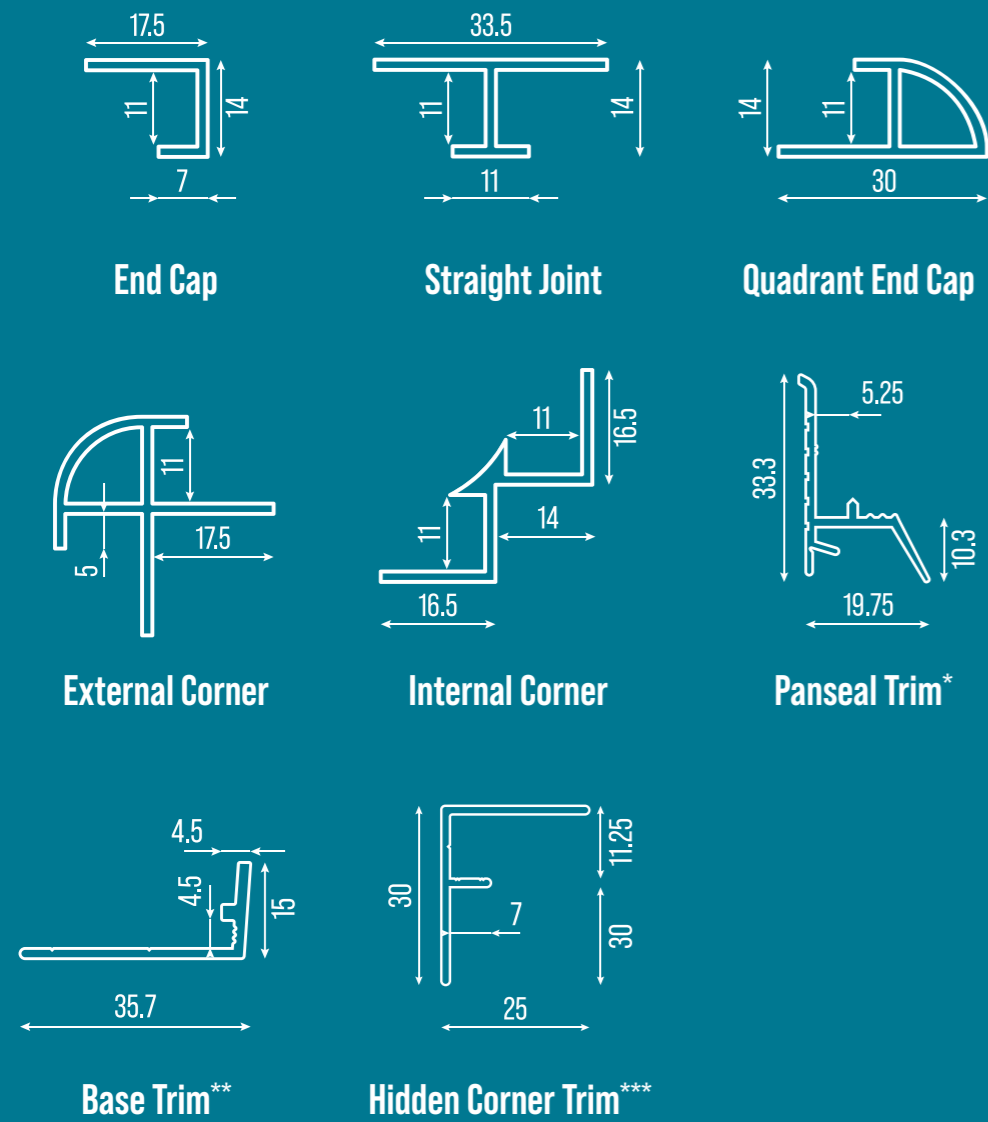
Scan here to order samples for your project



# Trims

The perfect panel deserves the perfect trim. Seal and finish edges and joints with our range of wall panel trims, available in a variety of finishes including satin anodised aluminium, white, chrome, brushed black, brushed brass or black. Trim samples can be requested as part of a ‘trim bundle’ or in a specific finish.

All trims are available in 2450mm long sections, with the exception of the Panseal trim which is only available in 1850mm long sections.



## Finishes

Perform Panel is available in a selection of different finishes, depending on the selected decor. These include gloss, matt and textured finishes.

## Adhesive & Silicone

Our own brand adhesive and silicone sealant have been developed specifically to ensure optimum performance with our panels and trims. Colour matched silicone is available, subject to a minimum order.

Roffle Marble

# Specifications

## Origins, Harmony & Elegance Panels

Supplied in an 11mm thickness, with three standard sizes, in either an MDF (exterior or moisture resistant grade) or a WBP Plywood (5-ply Indonesian on standard panels or 7-ply Birch on Nu-lock panels) core.

2400 x 600mm	
Plywood Weight	12kg
MDF Weight	13kg

2400 x 900mm	
Plywood Weight	18kg
MDF Weight	20kg

2400 x 1200mm	
Plywood Weight	24kg
MDF Weight	26kg

\*Nu-Lock panels have a slightly reduced face size. Working sizes are as follows:

2400 x 580mm | 2400 x 880mm | 2400 x 1180mm

Perform Panel can also be cut to specific sizes to suit the customers' requirements. Please get in touch if you wish to enquire about a custom size.

## Tile Effect Panels & Woodgrains

Supplied in a 10.2mm thickness with one standard size, in a 7-ply Birch plywood core. These come with tongue and groove fitting as standard.

2400 x 620 x 10.2mm  
(Pack of 2 boards 22.6kg)

## Flooring

Tile	
457 x 300	(1.37m² per pack)

Narrow	
1220 x 176	(1.71m² per pack)

Wide	
1500 x 220	(1.98m² per pack)

## Worktops

Made with MR MDF core and balancer to the back and supplied with loose edging.

2400 x 380 x 32mm Square Edge

## Tolerances

Length +/- 1.5mm	Curving Convex 1.00mm
Width +/- 0.5mm Thickness +/- 0.5mm	Curving Concave 2mm
Difference from level +/- 0.2mm	



Travertino

# Installation in hours, not days

With Perform Panel there's no grouting - which means no curing time and no messy clean-up. You can usually fit a full wall, using made-to-measure panels or standard sizes, in just a few hours. Particularly with our Nu-lock system, installation is fast, accurate and delivers seamless results that last a lifetime.

Scan here to view complete  
installation instructions





Argon

# Just 163 years to bring you tomorrow's bathroom wall

Backed by a family company that's been serving the UK building industry since 1860, we strive for quality and safety when manufacturing every panel using state-of-the-art machinery and have achieved ISO 90001:2015 accreditation.

Our standard panels are manufactured using either a 5-ply plywood core or MDF (exterior or moisture resistant). Our Nu-lock panels are manufactured using a 7-ply Birch plywood core. The boards are bonded to HPL (High-Pressure Laminate) to the front face and a backing HPL to reverse. Paper forms the basis of High-Pressure Laminates. The paper is impregnated with phenolic and melamine resins,

dried and compressed to form a hard-wearing, stable coating. The laminate can be bonded to various substances and is resistant to most chemicals. With a vast range of experience in delivering products for multiple sectors, we take pride in our customer service and will guide you through the process to ensure you receive what is right for your specification and requirements.



# PVC Wall and Ceiling Panels


We also offer a range of PVC wall and ceiling panels available in a variety of colours, which are ideal for both domestic and commercial applications. All panels feature a tongue and groove click system making them easy to install for a quick but luxurious finish to any room.



Matt Carrara

## Wall Panels

Dimensions  
2400 x 1000 x 10mm



White Gloss



White Sparkle



Travertine




Grey Marble



Retro Metallic



Pergamon Marble




Matt Carrara

## Ceiling Panels


Dimensions  
250 x 2600 x 7.5mm | 250 x 4000 x 7.5mm

Supplied in packs of 4

\*Available upon request in 8.5 or 10mm thicknesses



White Matt



White Gloss



Ceiling Clad White



Moderna White & Silver



White Chrome



Ceiling Clad White



**perform<sup>®</sup>  
panel**



A Donaldson Family Company 

#### Aberdeen

25 Silverburn Crescent,  
Bridge of Don Ind Estate,  
Aberdeen AB23 8EW  
+44 (0)1224 823000

#### Barnsley

Unit 2B Shortwood Bus. Pk,  
Shortwood Way,  
Barnsley S74 9LH  
+44 (0)1224 027370

#### Birmingham

Unit 28 Elmdon Trade Est,  
Marston Green,  
Birmingham B37 7HE  
+44 (0)1224 823000

#### Bridgwater

1606 Carnival Way,  
North Petherton,  
Bridgwater TA6 6GY  
+44 (0)1278 551520

#### Uddingston

1 Wilkie Road,  
Uddingston,  
Glasgow G71 7EF  
+44 (0)1224 823000

#### Botany Bay

Block FG,  
Knowles Way,  
Chorley PR6 9AF  
+44 (0)1224 823000